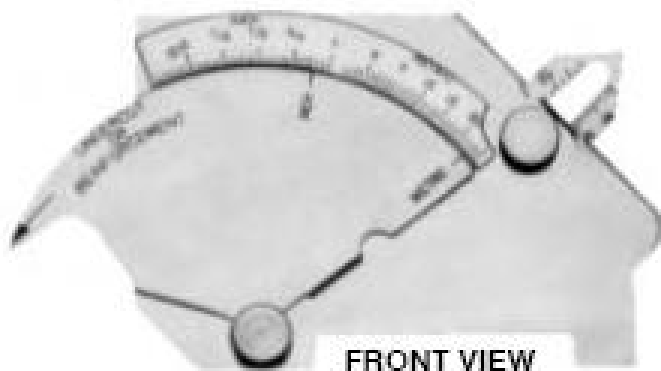


BRIDGE CAM GAUGE




Note:
Adjustable scale to
compensate for point wear.

STURDY


Gauge is made of stainless steel.

ACCURATE


Undercut depth or crown height
scale can be read to 1/32 inch.




UNDERCUT




EXCESS WELD METAL




FILLET LEG LENGTH



FILLET WELD THROAT



ANGLE OF PREPARATION



MISALIGNMENT

The following measurements are possible either in inches or millimetres.

Angle of preparation, 0° to 60°
Excess weld metal (capping size)
Depth of undercut
Depth of pitting

Fillet weld throat size
Fillet weld length
Misalignment (high-low)

General linear measurements up to 60 mm or 2 inches.